

Test report

REPORT NO.:
201854-1-EN



**DANISH
TECHNOLOGICAL
INSTITUTE**

Teknologiparken
Kongsvang Allé 29
DK-8000 Aarhus C
+45 72 20 20 00
Info@teknologisk.dk
www.teknologisk.dk

Page 1 of 7
Init.: mmh/mjld
Report no.: 201854-1-EN
Appendices: 1

Assignor:	Dolle A/S Vestergade 47 DK-7741 Frøstrup
Item:	Loft ladder, model Clickfix 56S, outer frame measuring 1175 x 676 mm.
Sampling:	The test material was forwarded by the client and received at the Danish Technological Institute, Aarhus on 2023-07-03. The test material was labelled "201854-1".
Period:	Testing was performed on the 2023-07-03.
Method:	EN 1026:2016 – Windows and doors – Air permeability – Test method
Result:	Class 4 at ± 600 Pa according to EN 12207:2016 – Windows and doors – Air permeability – Classification
Terms:	This analysis/test was conducted accredited in accordance with international requirements (ISO/IEC 17025:2017) and in accordance with the General Terms and Conditions of Danish Technological Institute. The test results solely apply to the tested item. This analysis report/test report may be quoted in extract only if Danish Technological Institute has granted its written consent.
Place:	2023-09-26, Danish Technological Institute, Building and Construction, Aarhus

Performed by:

Mads Borregaard Hansen
Consultant, Engineering

Co-reader:

Morten Jul Laegaard
Business Manger



DIGITALLY SIGNED DOCUMENT

DANISH TECHNOLOGICAL INSTITUTE





Test procedure

The test specimen is a loft ladder made of wood with an insulated trap door and a 3-section ladder mounted with a spring system and with a sealing of the type Q-lon.

The client has provided the following information about the construction of the test specimen:

Product name	CF56-S : 1175 x 676 : H/H : 140G : ST1 : 3D/3F/3B/12T : HACF
Length x width	1175 x 676 mm
Gaskets	White Q-LON, see appendix 1
Trap door	Outer measure 1103 x 603 mm – insulated with mineral wool

The loft ladder is mounted in a plate to facilitate the mounting in the test rig, without in any way hinder its normal function. The mounting in the test rig is vertical.

The test conditions and the dimensions of the test specimen are measured by the laboratory and are:

Width [mm]	Height [mm]	Area [m ²]	Length of joint [m]	Temperature [°C]	Relative humidity [%]	Atmospheric pressure [hPa]
675	1175	0.793	3.55	22.2	44.2	989



Photo 1: Specimen before testing



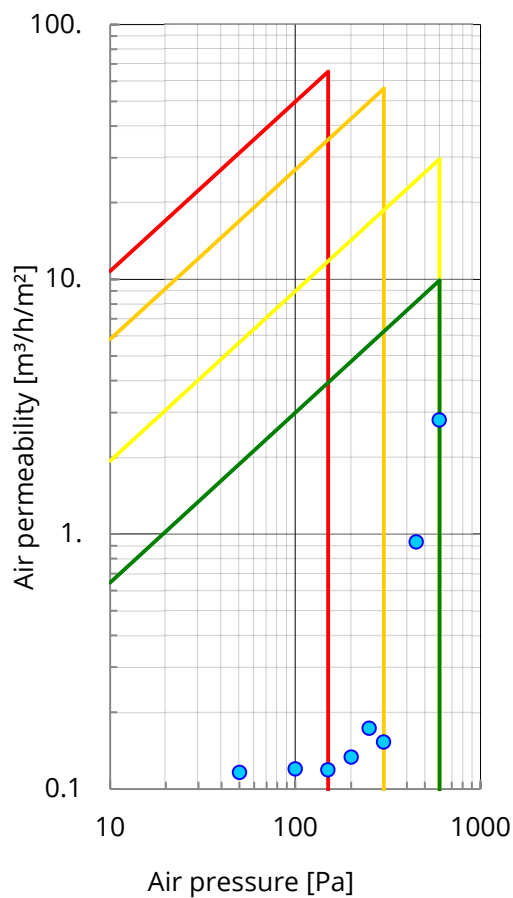
Photo 2: Specimen during testing



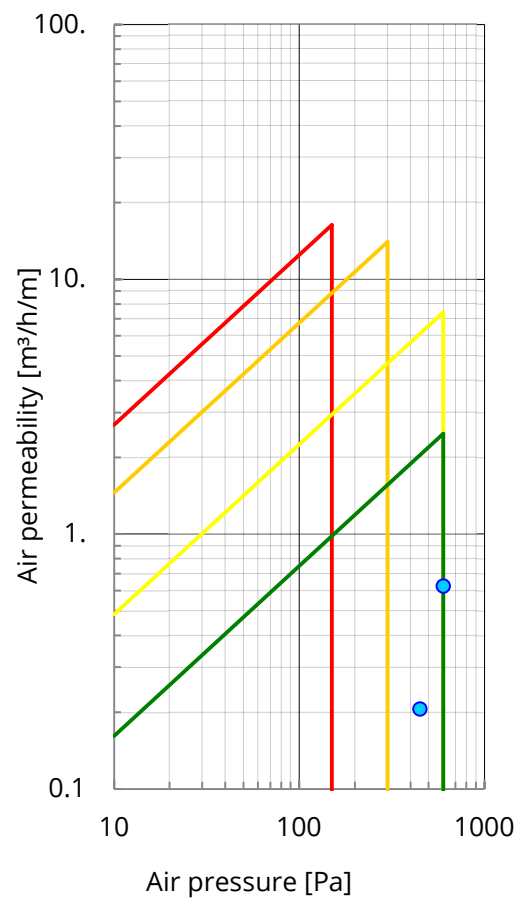
Test results

Air permeability – Positive air pressure

Air pressure [Pa]	Air flow Total [m ³ /h]	Air flow Area [m ³ /h/m ²]	Air flow Length of joint [m ³ /h/m]	Class Area [-]	Class Length of joint [-]
50	0.10	0.12	0.03	4	4
100	0.10	0.12	0.03	4	4
150	0.10	0.12	0.03	4	4
200	0.10	0.13	0.03	4	4
250	0.14	0.17	0.04	4	4
300	0.12	0.15	0.04	4	4
450	0.74	0.93	0.21	4	4
600	2.23	2.82	0.63	4	4



Air permeability related to area.



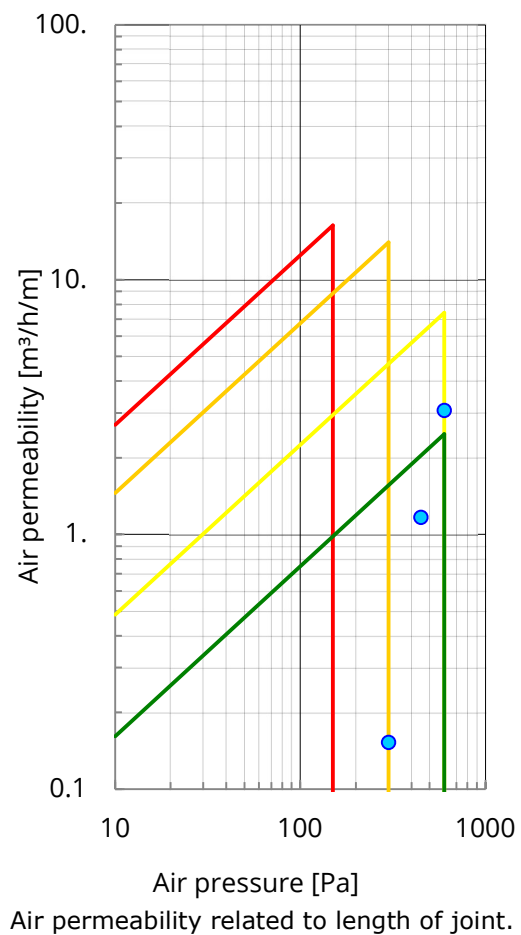
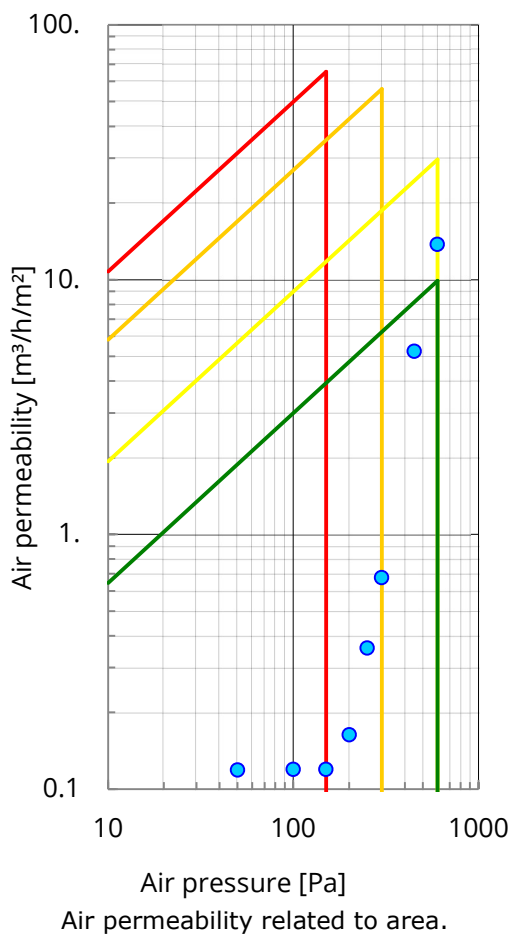
Air permeability related to length of joint.

The graphs show the classification in relation to the area and the length of joint. Classes 1-4 are indicated by red, orange, yellow and green fields respectively.



Test results – Air permeability – Negative air pressure

Air pressure	Air flow Total	Air flow Area	Air flow Length of joint	Class Area	Class Length of joint
[Pa]	[m ³ /h]	[m ³ /h/m ²]	[m ³ /h/m]	[-]	[-]
50	0.10	0.12	0.03	4	4
100	0.10	0.12	0.03	4	4
150	0.10	0.12	0.03	4	4
200	0.13	0.16	0.04	4	4
250	0.28	0.36	0.08	4	4
300	0.54	0.68	0.15	4	4
450	4.16	5.25	1.17	4	4
600	10.96	13.82	3.08	3	3

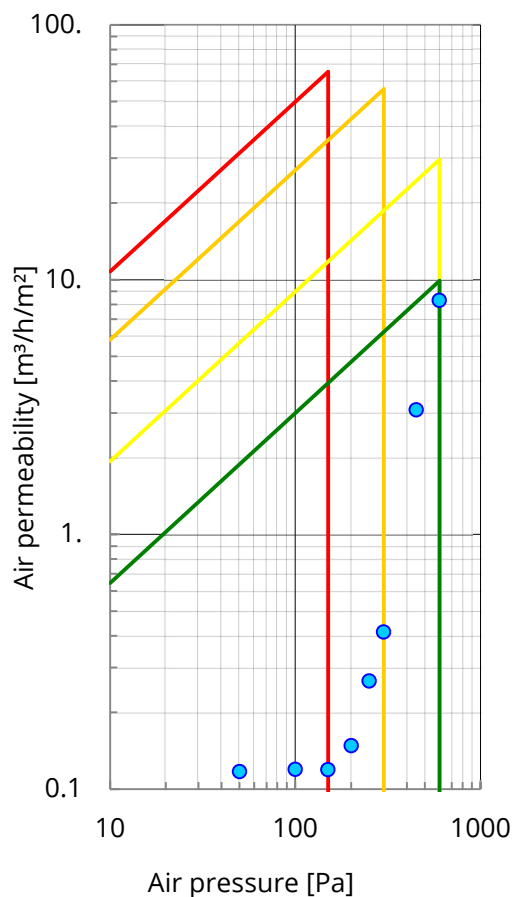


The graphs show the classification in relation to the area and the length of joint. Classes 1-4 are indicated by red, orange, yellow and green fields respectively.

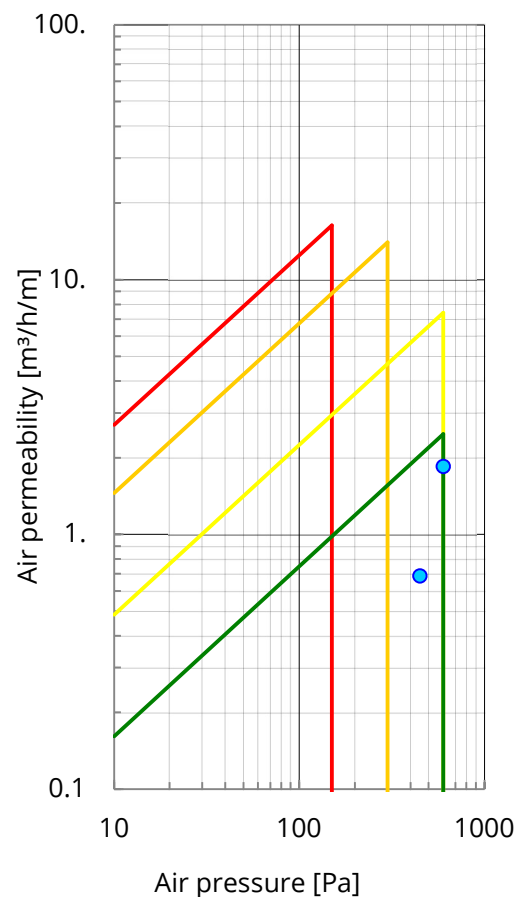


Test results – Average air permeability

Air pressure	Air flow Total	Air flow Area	Air flow Length of joint	Class Area	Class Length of joint
[Pa]	[m ³ /h]	[m ³ /h/m ²]	[m ³ /h/m]	[-]	[-]
50	0.10	0.12	0.03	4	4
100	0.10	0.12	0.03	4	4
150	0.10	0.12	0.03	4	4
200	0.12	0.15	0.03	4	4
250	0.21	0.27	0.06	4	4
300	0.33	0.42	0.09	4	4
450	2.45	3.09	0.69	4	4
600	6.59	8.32	1.85	4	4



Air permeability related to area.



Air permeability related to length of joint.

The graphs show the classification in relation to the area and the length of joint. Classes 1-4 are indicated by red, orange, yellow and green fields respectively.



Description of specimen

